



WashU Summer 2019 Instructor Report for SU2019.L11.Econ.1011.11 - Introduction to Microeconomics (David Lindequist)

Project Title: **WashU Summer 2019 Course Evaluations**

Courses Audience: **7**
Responses Received: **6**
Response Ratio: **85.71%**

Report Comments

Welcome to your Instructor Report for WashU Course Evaluations. Below you will find response data from the specified course section. Responses to personalized questions appear at the bottom of the report.

The intention of this report is to provide feedback, and also to prompt improvement in areas that may be lacking. This report is accessible to appropriate department level and school level users, as determined by your school. We appreciate your dedication to our learning community at Washington University.

If you have questions about this report, please contact evals@wustl.edu

Creation Date: **Wednesday, September 4, 2019**

Course and Instructor Evaluation

Past research shows that the students' answers to any one question can be noisy, more prone to biases, and provide less useful data for evaluating courses and instructors. Since interpreting individual questions, including their relative highs and lows, can easily lead to inaccurate conclusions due to low reliability, individual question responses are not available in any standard report.

However, combining students' responses to several questions aimed at measuring the same underlying attribute can improve the quality of the measures. Therefore, the statistics displayed for each attribute (mean, median, mode, and standard deviation) are calculated from the grouped responses to all the questions in each topical block.

All questions below use a 5-point response scale: 1-strongly disagree to 5-strongly agree

Learning

Competency Statistics	Value
Mean	3.92
Median	4.00
Mode	4, 5
Standard Deviation	1.41

Organization

Competency Statistics	Value
Mean	3.88
Median	4.00
Mode	5
Standard Deviation	1.42

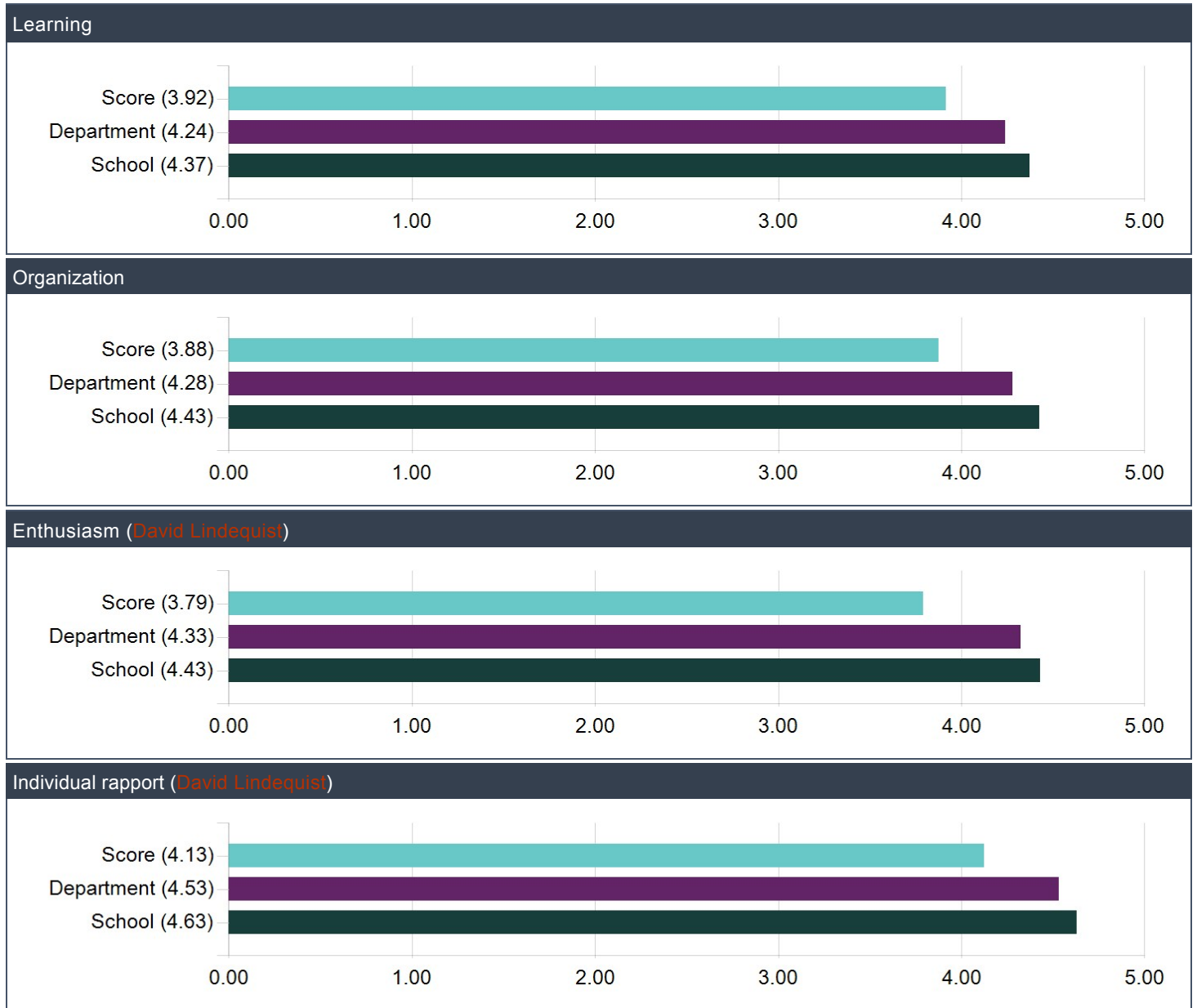
Enthusiasm (David Lindequist)

Competency Statistics	Value
Mean	3.79
Median	4.00
Mode	5
Standard Deviation	1.44

Individual rapport (David Lindequist)

Competency Statistics	Value
Mean	4.13
Median	5.00
Mode	5
Standard Deviation	1.48

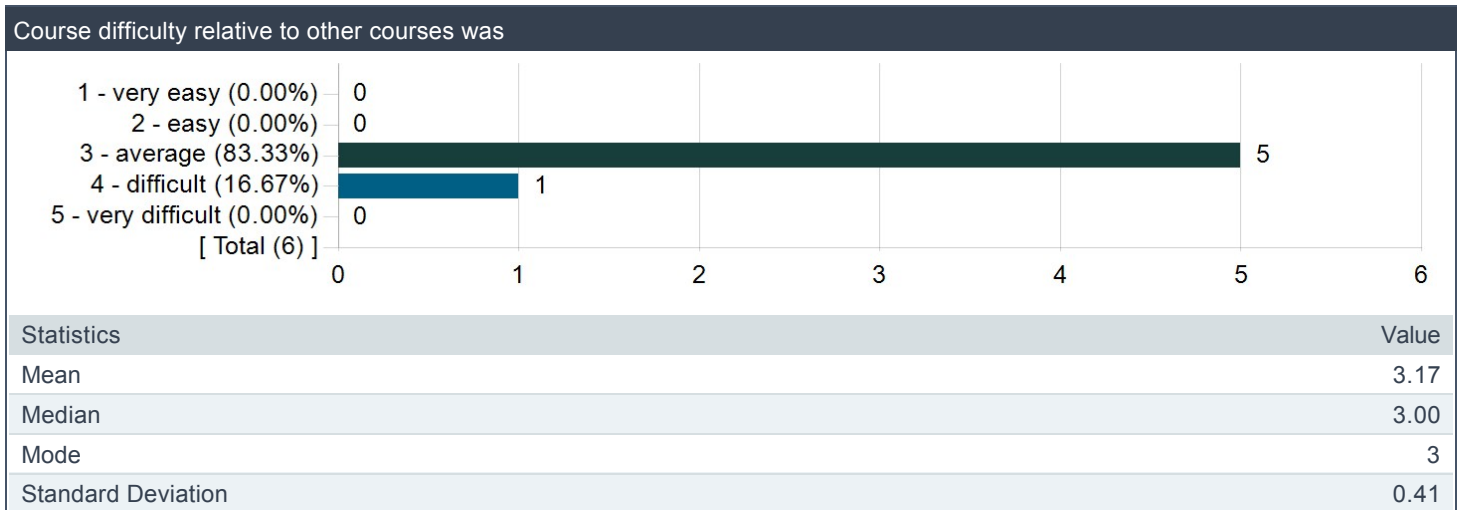
Comparison Detail for Course and Instructor Evaluation



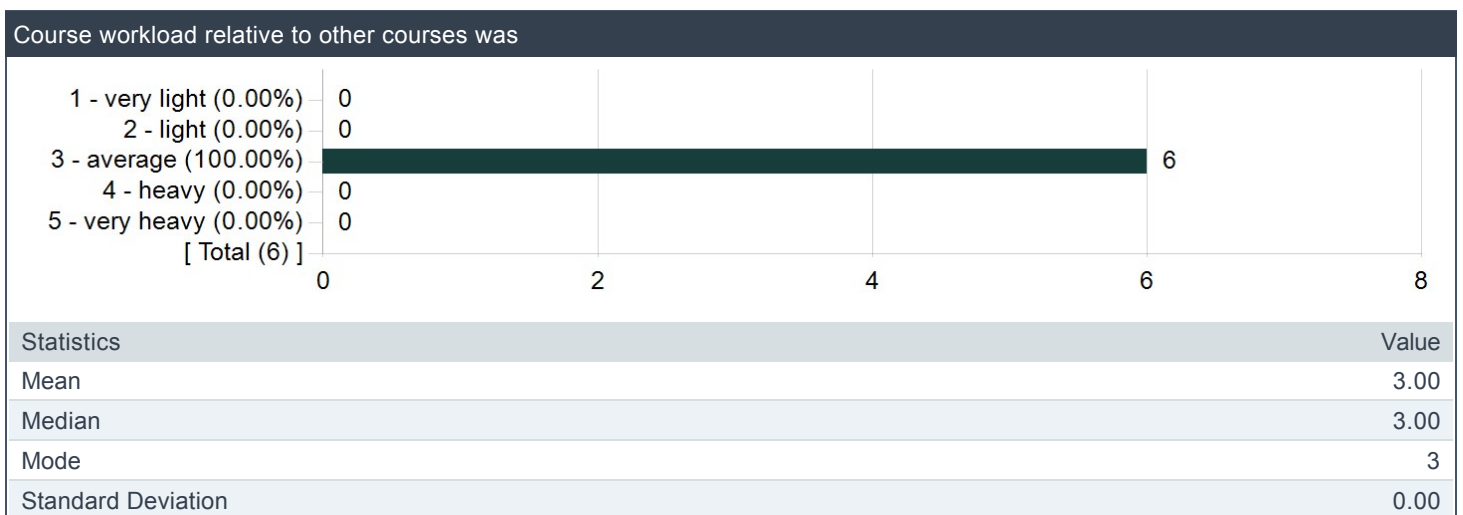
Varied Rating Scale Responses

The varied rating scale responses are statistically reliable as individual questions.

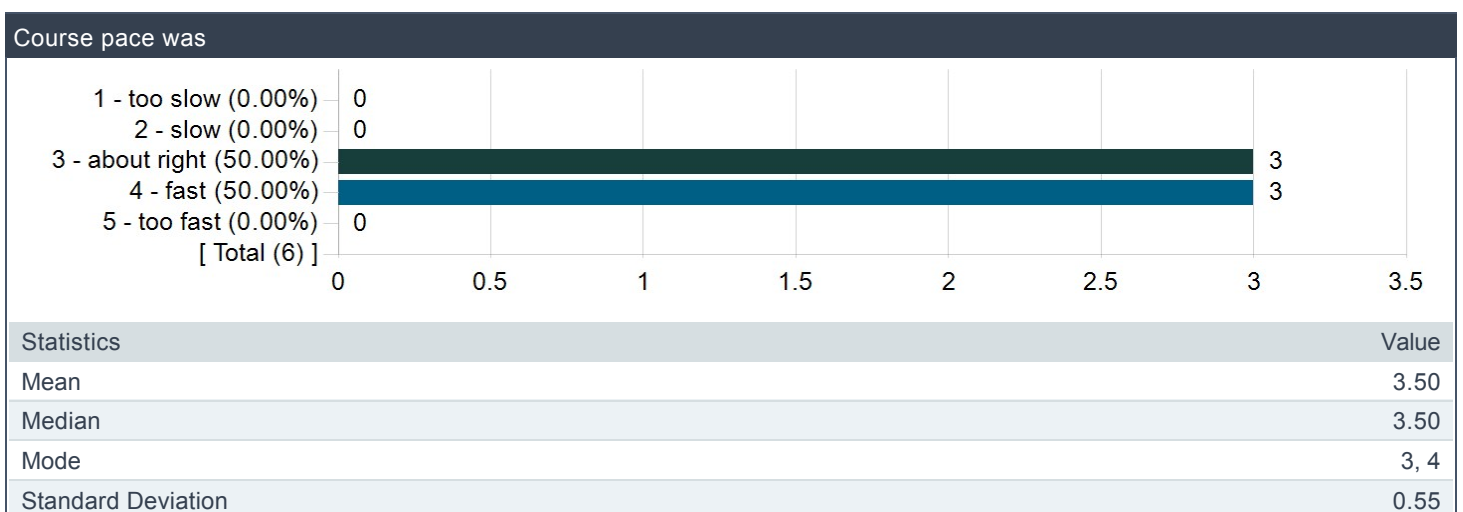
Course difficulty relative to other courses was



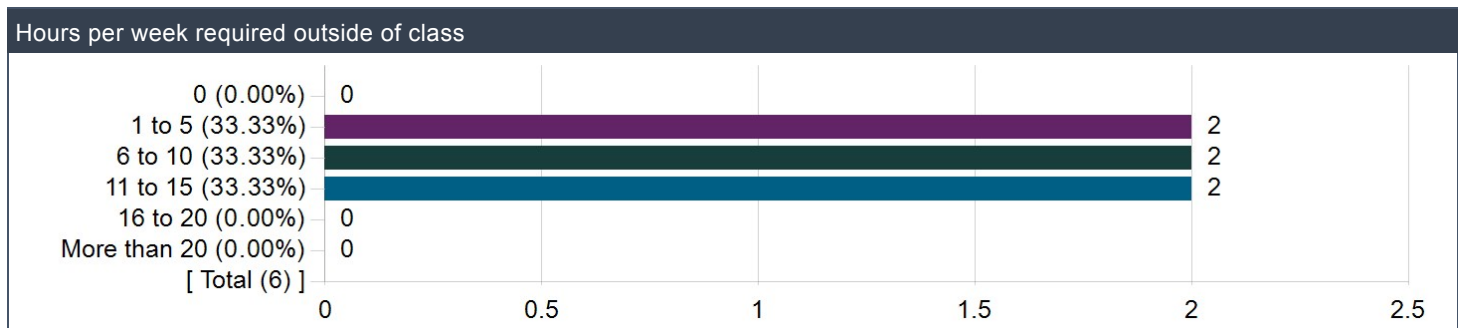
Course workload relative to other courses was



Course pace was



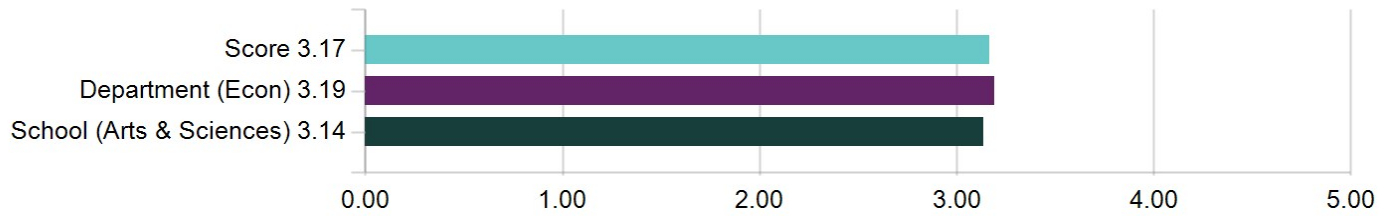
Hours per week required outside of class



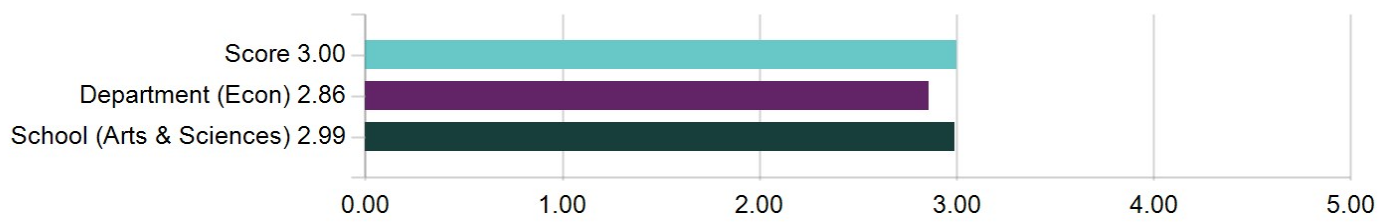
Statistics	Value
Mean	3.00
Median	3.00
Mode	2, 3, 4
Standard Deviation	0.89

Comparison Detail for Varied Rating Scale Responses

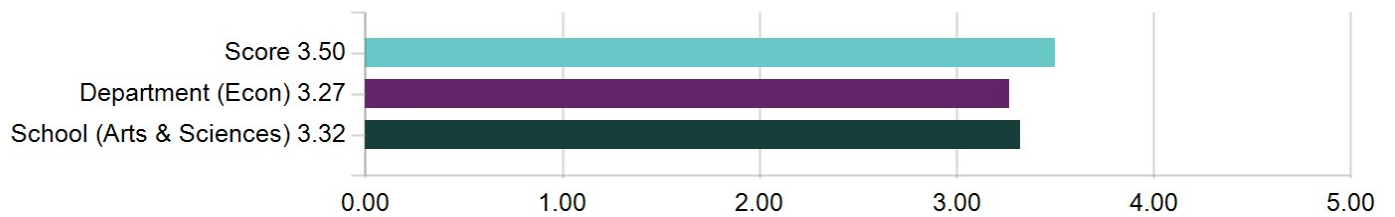
1. Course difficulty relative to other courses was



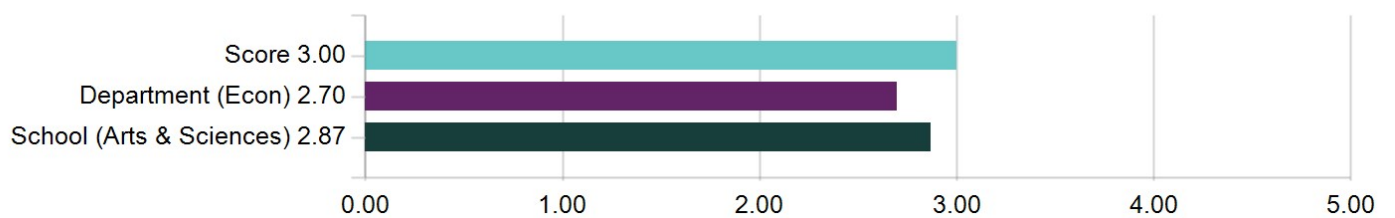
2. Course workload relative to other courses was



3. Course pace was



4. Hours per week required outside of class



Short Answer Responses

What would you like to tell other Wash U students thinking about taking this course?

Comments
Professor Lindequist is an incredible professor who knew the introductory microeconomics material inside and out and presented it to the class in a clear, applicable way. Since the class is only three weeks in duration, the speed at which we move through chapters is very quick, but if you follow along with the chapters outside of class and take good notes in class, the material doesn't feel as overwhelming.
Summer is way better than during school year
I feel like I thoroughly learned and understood the course material, and was genuinely interested in all the topics taught. The amount of work was appropriate for the length of the class maybe even on the light side. I did as much work for the class each week as I feel I would do in a semester class which is not a lot considering that each week is the equivalent of 5 weeks in a semester. Nonetheless, I don't think I learned any less than I would during a semester course because the lectures were so clear and thorough. I would highly recommend taking this class.
I would them to take it

Describe at least one thing about this course that helped you learn.

Comments
Professor Lindequist's problem sets and powerpoint slides were incredibly helpful. The problem sets (which were our homework) allowed my classmates and I to see microeconomic problems in a different context and also to build on our knowledge of microeconomics throughout the different sections of the homework. The problem sets are also incredibly helpful when reviewing for the midterm and final exams.
Professor Lindquist's comparisons between US and European countries
The real world examples given during lectures always cleared up any confusion of abstract topics for me. Concepts were always laid out step by step in a way that was easy to follow and understand. David also rarely if ever made mistakes during lectures and always answered questions concisely which was very helpful in not getting confused or lost in the material.
powerpoint notes

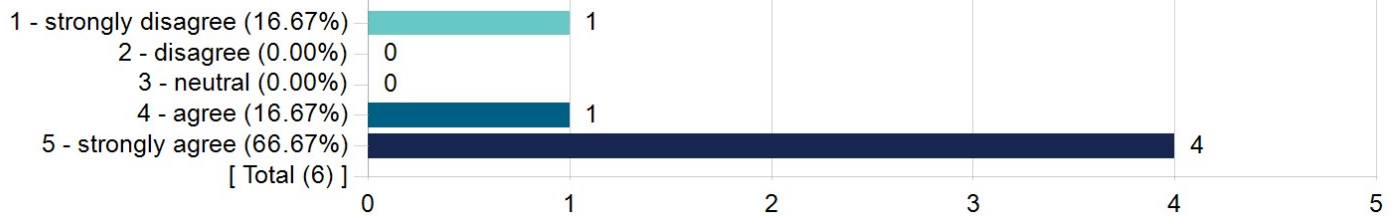
Describe at least one thing that could be changed about this course to help you learn.

Comments
N/A
More YouTube videos or instructional videos to show during class
Can't think of anything I would change.
more practice problems in class

Classroom Environment

The instructor **David Lindequist** promoted an inclusive learning environment with regard to the diversity of student personal backgrounds and identities.

The instructor **David Lindequist** promoted an inclusive learning environment with regard to the diversity of student personal backgrounds and identities.



Statistics	Value
Mean	4.17
Median	5.00
Mode	5
Standard Deviation	1.60

Where relevant, please give specific examples to explain your answer above.

Comments

he was very careful about talking about things that could incur different opinions